

◀ MONOFACIAL ▶



DESERV[®] SGALACTIC 144 525 WP - 550 WP



*Module image for representation purpose only



SAFE

- IP68 Junction box
- 10 YEARS 10 years of product warranty
- 25 YEARS 25 Years of power output warranty
- 1500 Vdc



RELIABLE

- Extreme weather resilience
- Windspeed - 2400 Pa, Snowload - 5400 Pa
- Highly reliable anti-reflective coated glass



HIGH PERFORMANCE

- PID resistant
- Superlative performance in low light
- High power density
- Positive power tolerance

World-class products, Made in India

- Smart:** High module efficiency with 144X half-cut Mono crystalline PERC Solar Cells
- Modern:** Processed on state-of-the-art technology production lines
- Dependable:** Use of highest quality raw material coupled with rigorous in-house testing
- Versatile:** Suitable for Utility, Rooftop, and other general applications

Certifications:

- IEC 61215: 2016 (520-540 Wp)
- IEC 61730: 2016 (520-540 Wp)
- CAN/CSA: 61730 (520 Wp)
- IEC TS 62804-1
- IEC 61853-1 (525 Wp)
- IEC 61853-2 (535 Wp)
- LeTID
- BIS Number R-71018970 (520 Wp-545 Wp)
- IMS Certified Company - ISO 9001: 2015
- OHSAS 45001: 2018
- EMS - ISO 14001: 2015
- Independently audited by SOLARBUYER



RenewSys is the first integrated manufacturer of Solar PV Modules and its key components - Encapsulants (EVA and POE), Backsheets and Solar PV Cells. We have a global presence with offices in India, Mauritius, Nigeria, South Africa, Singapore, UAE, representatives in Europe, USA, Mexico, and an evolving distributor network.

Registered Office: Unit No. 607, 6th Floor, Trade Center, Bandra-Kurla Complex, Bandra East, Mumbai - 400 051, Maharashtra, India.

Factory: Plot No. E-141, Additional Patalganga MIDC Industrial Area, Village - Karade Khurd, Taluka Panvel, District Raigad - 410 206, Maharashtra, India.

Factory: Plot No.6, Survey # 114/P, Srinagar Village, Maheshwaram Mandal, Dist - Rangareddy, Hyderabad - 501 359, Telangana, India.

Performance under standard test conditions (1000w/m², AM 1.5, 25 °C)

DESERV SGalactic 144	525	530	535	540	545	550
Rated power (Pmax), Wp	525	530	535	540	545	550
Max. power voltage (Vmp), V	41.34	41.49	41.68	41.84	41.98	42.15
Max. power current (Imp), A	12.72	12.79	12.85	12.92	12.99	13.06
Open circuit voltage (Voc), V	49.21	49.40	49.61	49.82	49.97	50.12
Short circuit current (Isc), A	13.46	13.53	13.61	13.68	13.74	13.81
Module efficiency (%)	20.22	20.41	20.60	20.79	20.99	21.18

Test uncertainty for Pmax ± 3%

NOCT (Wp) at 45 ± 2 °C @800 W/m ²	525	530	535	540	545	550
Pmax (W)	390.72	394.44	398.16	401.88	405.61	409.32
Max. power voltage (Vmp), V	37.81	37.95	38.12	38.27	38.39	38.55
Max. power current (Imp), A	10.35	10.41	10.46	10.52	10.57	10.63
Open circuit voltage (Voc), V	45.76	45.93	46.13	46.32	46.46	46.60
Short circuit current (Isc), A	11.00	11.05	11.12	11.18	11.22	11.28

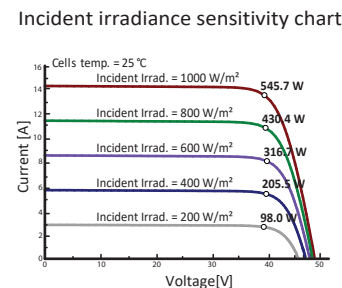
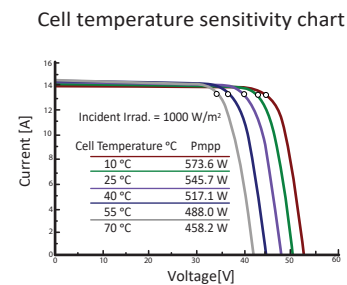
Mechanical Characteristics	
Cable	No. 12 AWG, 4mm ² , (300mm Standard)
PV Connectors	MC4 Compatible
Frame	Anodized Aluminum Alloy
Junction box	IP68 Split junction box with 3 bypass diodes
Glass	3.2mm Thick low iron tempered

Operating Conditions	
Temperature, °C	-40 to +85
Max. system voltage, Vdc	1500
Hail impact velocity, m/sec	23
Max. surface load capacity, Pa	5400
Max. wind speed capacity, Pa	2400
Series fuse rating, A	25

Physical Parameters	
No. of cells	144
Module dimension (mm)	2284 X 1137 (± 2)
Module thickness (mm)	35
Approximate weight (kg)	28.7

Cell Temperature Coefficient	Mono PERC
Open circuit voltage	-0.279 % / °C
Short circuit current	+0.044 % / °C
Peak power	-0.36 % / °C

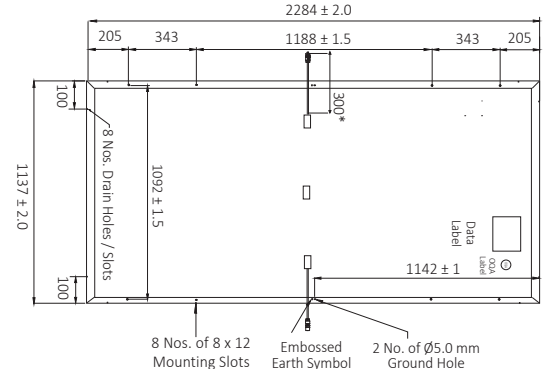
IV Curves



Frame Cross Section



Module Dimension Diagram (mm)



- Please refer to the installation manual for detailed information.

*Due to continuous product updation, specifications may change without notice. Kindly refer to the website for latest information: www.renewsysworld.com